

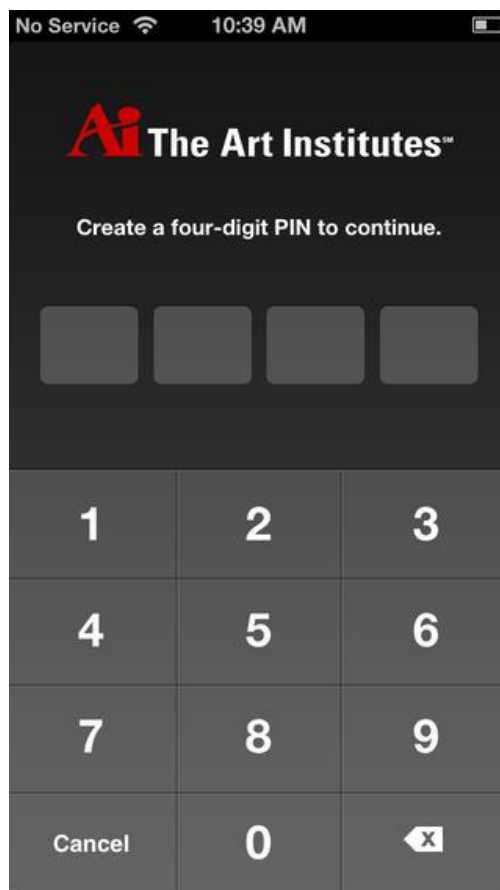
# The Art Institute of Pittsburgh – Online Division Mobile Campus Common Version 2.0 Student Guide

## Contents

- Features Overview (pages 1- 5)
- FAQs (pages 6)

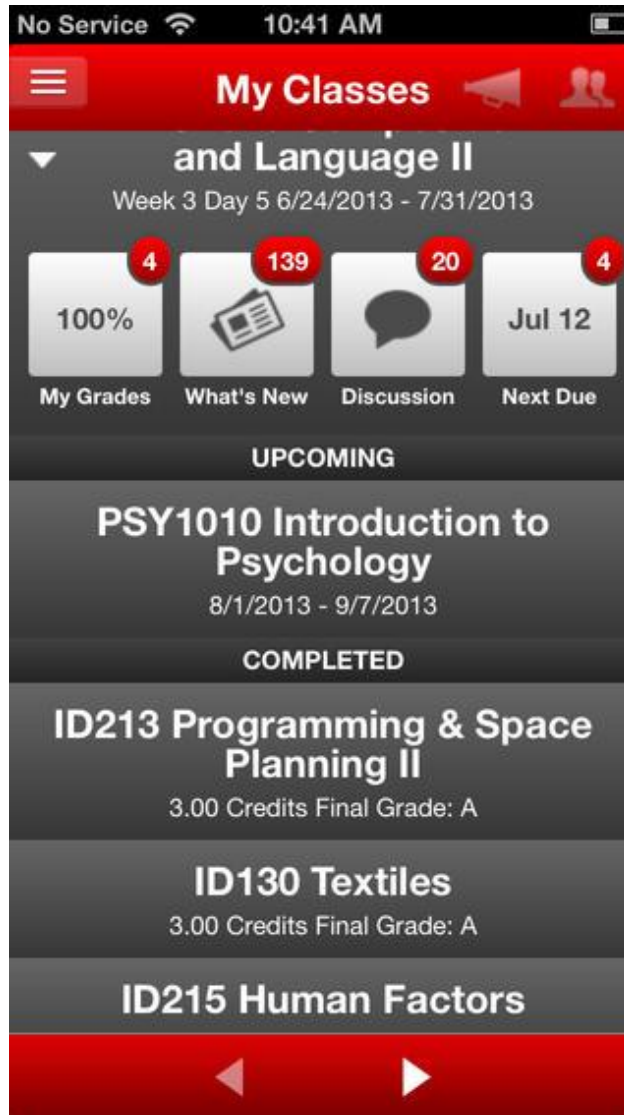
## Feature – PIN Code Login Screen (iPhone App only)

Now available for iPhone only, the mobile app allows you to create a 4-digit PIN code when you log in. The PIN code saves your login information so that you don't have to enter your user name and password each time you access the app. The remaining features detailed below are true for both the app and the mobile website.



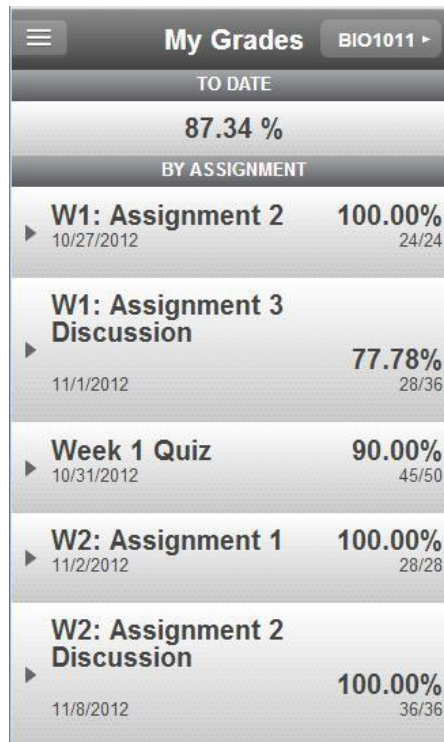
## Feature – Home Page – My Classes

You can see your current classes as well as upcoming and completed classes. Specific information pertaining to your current class will also display on the home page, such as grade to date, what's new, discussion and next due assignments. Active courses will already be expanded.



## Feature – My Grades

This page provides you with your grade to date and grade per assignment (both percent and score).



My Grades		BIO1011
TO DATE		
87.34 %		
BY ASSIGNMENT		
▶ W1: Assignment 2 10/27/2012	100.00%	24/24
▶ W1: Assignment 3 Discussion 11/1/2012	77.78%	28/36
▶ Week 1 Quiz 10/31/2012	90.00%	45/50
▶ W2: Assignment 1 11/2/2012	100.00%	28/28
▶ W2: Assignment 2 Discussion 11/8/2012	100.00%	36/36

## Feature- What's New

This page provides you with recent activity pertaining to your current course(s) such as assignments, discussion posting and questions, announcements and grades.

## Feature – Discussions

This page contains student discussions. Page defaults to My Responses.

## Feature – Assignments

### Assignments Content

1. Upcoming – default, displays in ascending order starting with most recent.
  - a. Assignment feed – displays in ascending order starting with most recent.
2. All - displays all assignments in ascending order starting with most recent.
  - a. Assignment feed – displays in ascending order starting with most recent.
3. Course selector – List of current classes to toggle back and forth.
4. Menu List- Site options students can navigate to or go back to previous page.
5. Bubble – Number of discussions associated with item.



**Feature – News & Announcements**

1. Class Related – default screen, provides new and announcements related to the students current course. Displays in descending order.
2. General - provides new and announcements related to the campus.

**Feature – Contacts**

1. Displays contact information for student's advisors and technical support

## Frequently Asked Questions

### How do I save the application as an icon on my device?

On your device, visit the website you would like to add.

- Tap the action button (box with a curved arrow on it), next to the web address.
- Tap the 'Add to Home Screen'

### How do I go back to the previous screen?

By clicking the back arrow on the web browser.

### How do I get to a different page?

By clicking on the badge or selecting the item from the menu list.

### Can I take quizzes and test from mobile device?

At this time students can not take quizzes or tests from the Mobile website.

### Can I attach Drop Box items?

Drop box functionality is not included in the phase.

### How is grade to date on 'My Grades' calculated?

This is based on all the graded assignments in the course.

### How much time do I have when I am typing in my response before it times out?

The mobile site will time out after 2 hours.

### What do the different icons mean on the assignments page?



- Number of responses for the item



- expand and clasp



- Drop box item



- response is from a professor

### What devices and browsers are supported and versions?

The latest versions of iOS and Android including the built in browsers for both OS. Safari for the iPhone and the android browser. Blackberry and Windows devices are not supported with this launch.

### How far back to completed courses go?

Completed courses shows the history of the student.